

# OmniScan

Updated 3/5/2025

# Overview

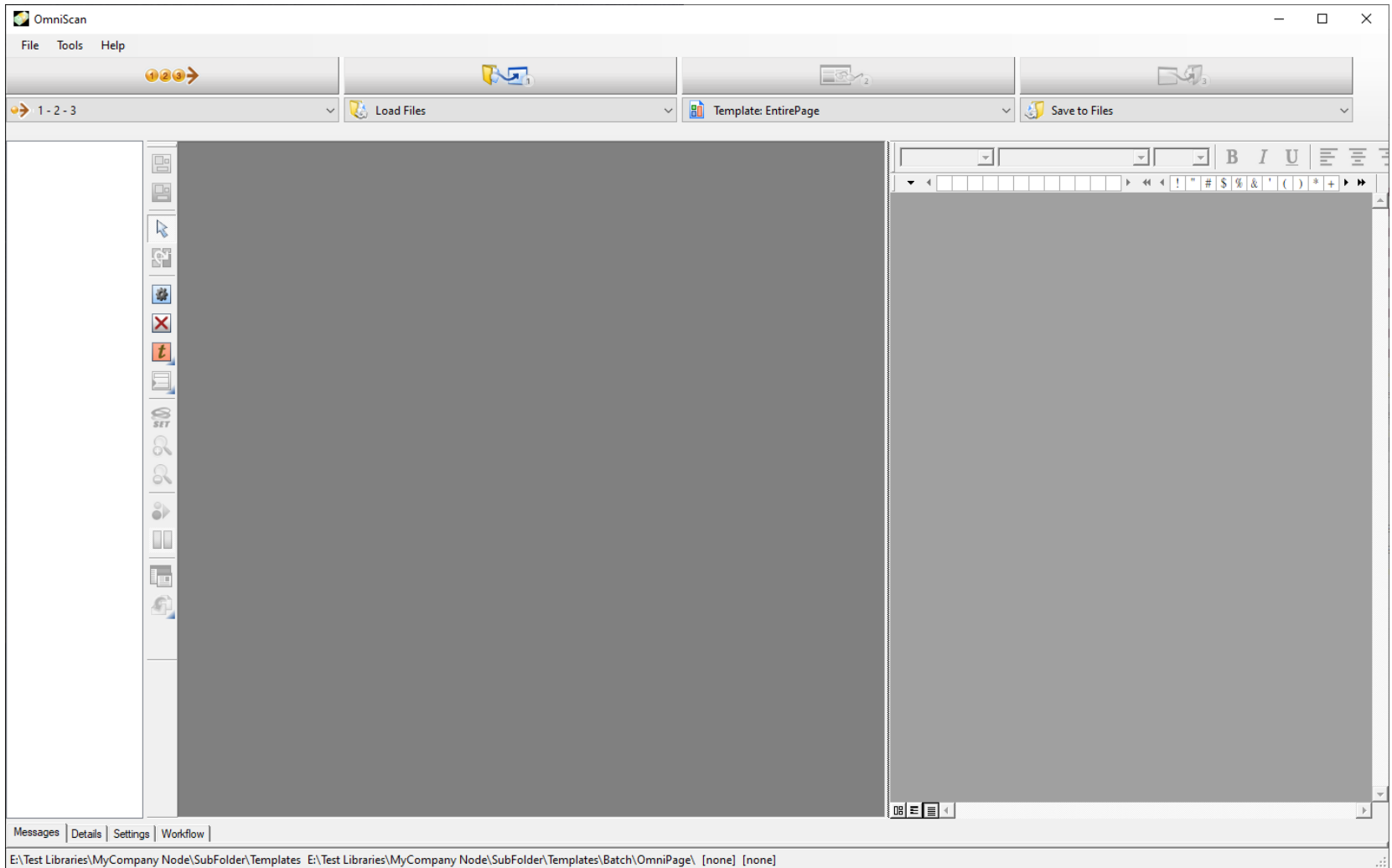
- OmniScan is a customized OCR application used in conjunction with BankScan for extracting financial records from paper and PDF documents.
- It is a standalone replacement of OmniPage, that uses the same technology licensed from Tungsten Automation.
- Uses the most current OCR engine (version 22.2 versus 19.2 used in OmniPage Ultimate)
- Compatible with Windows 7, 10, and 11 operating systems.
- No more dealing with a separate company to obtain OmniPage and serial #s. All procurement, support, and training goes through Gee Whiz Software, LLC.

# Reduces Mistakes

- Significantly reduces the number of manual steps currently required using OmniPage, while still retaining all of the powerful features like image enhancement and training to improve accuracy.
- Fewer menus and settings.
- Doesn't allow Automatic zoning.
- EntirePage zone is built in and auto-sizes to document (like portrait or landscape).
- “One click” template request sample creator.
- OCR process is simplified using automation and integration with BankScan.
- Familiar interface makes for low learning curve transitioning from OmniPage.

# Standard UI

Based on classic setup with simplified menus



# One Click Template Request Sample

Select sample PDF, a searchable PDF and formatted text file automatically generated

OmniScan

File Tools Help

1 2 3 4

1 - 2 - 3

Load Files

Template: AutoEntirePage

Save to Files

Bank of Whatever

At the end of many Summary" which can lot of check-like t these are probably

Number	Date	Amount	Number	Date	Amount	Number	Date	Amount
1011	4/3	110.00	1012	4/5	21.49	1014	4/7	392.21
	4/10	100.00	1015	4/12	129.50	1016	4/14	1,000.00
1017	4/20	54.48						

Total checks 1807.68

Daily Balance Summary

Date	Amount	Date	Amount	Date	Amount
4/1	2,553.32	4/2	1,052.39	4/3	942.39
4/4	1,042.39	4/5	2,141.04	4/6	3,370.38
4/7	3,010.85	4/10	13,193.70	4/12	13,064.20
4/14	12,064.20	4/15	12,964.20	4/16	2,965.20
4/19	3,165.63	4/20	3,095.16	4/29	3,097.48

Auto Run

Processing completed, these files were created:

- C:\Examples\A\Good\Test\exampleA\_good SAMPLE.pdf
- C:\Examples\A\Good\Test\exampleA\_good SAMPLE.txt

OK

Ebay auction #1029

4/10	Wire transfer Jihad Bank #848	9,999.99
4/19	POS return store B #568949 on 4/18	200.43
4/29	Interest payment	2.32
	Annual percentage .56	
	Total credits	11522.88

Finally the checks are enumerated. Some statements treat checks like debits and they show up in that section. Some will do both, but BankScan will ignore the redundant transactions.

Checks

Number	Date	Amount	Number	Date	Amount	Number	Date	Amount
1011	4/3	110.00	1012	4/5	21.49	1014	4/7	392.21
	4/10	100.00	1015	4/12	129.50	1016	4/14	1,000.00
1017	4/20	54.48						

Total checks 1807.68

At the end of many statements will be a section called "Daily Balance Summary" which can look a lot like valid transactions. If you see a lot of check-like transactions in the Skipped tab that are ignored, these are probably balance amounts.

Daily Balance Summary

Date	Amount	Date	Amount	Date	Amount
4/1	2,553.32	4/2	1,052.39	4/3	942.39
4/4	1,042.39	4/5	2,141.04	4/6	3,370.38
4/7	3,010.85	4/10	13,193.70	4/12	13,064.20
4/14	12,064.20	4/15	12,964.20	4/16	2,965.20
4/19	3,165.63	4/20	3,095.16	4/29	3,097.48

[none] [none]

# Improved Redaction Tool

“Find/Redact All” functionality that OmniPage sorely lacked

The screenshot displays the OmniScan application window. The main area shows a scanned document of a bank statement from 'Bank of Whatever'. A dialog box titled 'Mark and Redact Text' is open, allowing the user to enter search terms and options. The dialog box contains the following text:

Mark and Redact Text

Enter word or phrases in the text box. To find and mark multiple items, separate them by semicolons.

4839-29

Options

Match case

Find whole words only

Buttons: Redact, Cancel

The background document text includes:

Bank of Whatever  
Joe Target  
123 Elm Street  
San Diego, CA

Statement Date: 3/31/2007  
Account: |||||0129  
Beginning Balance: 1983.38  
Ending Balance: 2540.43

This is a generic bank statement that contains sections typical in many formats. Notice the statement date and account number. BankScan needs these in addition to the actual transactions.

The first section list various deposits, made either by cash or check. Note that they look very similar to checks.

Date	Amount	Date	Amount	Date	Amount		
3/1	12.89	3/4	100.00	3/6	1029.34	3/7	32.68
3/10	483.29	3/15	1,200.00				

Total deposits 2858.20

Usually there will be balance or summary information at the end of each section. BankScan should ignore all this. This statement separates debits and credits into two sections. Many statements will combine debits and credits into one section, and use either minus/plus signs to denote debits/credits or have two columns, one for debit amount and one for credit amount.

Note below the transaction. BankScan looks for certain words to know what type of transaction to look for.

Posted Date	Description	Amount
3/2	POS at store A #56erjw	1,500.93
3/1	store A address and stuff	
3/10	POS at store B #568949	200.43
3/9	store B address ref #4737272	
3/15	POS at store C #68 on 3/13	300.00
3/16	Wire transfer Byblos Bank Leb #59594	9,999.00
	To account #2801-38929	
3/20	Bank service fee	15.99
	Total debits	12016.35

The credits section looks just like the debit section. BankScan looks for certain words to know what type of transaction to look for.

Posted Date	Description	Amount
3/5	Payroll XYZ Co	1,120.14
3/6	Paypal acct#95848	200.00

The OmniScan interface also shows a sidebar with document thumbnails, a top menu bar (File, Tools, Help), and a status bar at the bottom with the path: E:\Test Libraries\MyCompany Node\SubFolder\Templates E:\Test Libraries\MyCompany Node\SubFolder\Templates\Batch\OmniPage\ [none] [none]

# Page Thumbnails

Finally! Now you can zoom in/out the thumbnail images.

OmniScan

File Tools Help

1 - 2 - 3 Load Files Template: EntirePage Save to Files

Bank of Whatever

Joe Target  
123 Elm Street  
San Diego, CA

Statement Date: 3/31/2007  
Account: 4839-280129  
Beginning Balance: 1983.38  
Ending Balance: 2540.43

This is a generic bank statement that contains sections typical in many formats. Notice the statement date and account number. BankScan needs these in addition to the actual transactions.

The first section list various deposits, made either by cash or check. Note that they look very similar to checks.

Deposits

Date	Amount	Date	Amount	Date	Amount
3/1	12.89	3/4	100.00	3/6	1029.34
3/10	483.29	3/15	1,200.00		

Total deposits 2858.20

Usually there will be balance or summary information at the end of each section. Bankscan should ignore all this. This statement separates debits and credits into two sections. Many statements will combine both into one section, and use either minus/plus signs to denote debits/credits or have two columns, one for debit amount and one for credit amount.

Note below that the amount appears on the posted date line of each transaction. Also note that some transactions include the date of the actual transaction in the description text (memo).

Debits

Posted Date	Description	Amount
3/2	POS at store A #56erjw	1,500.93
	on 3/1 store A address and stuff	
3/10	POS at store B #568949	200.43
	on 3/9 store B address ref #4737272	
3/15	POS at store C #60 on 3/13	300.00
3/16	Wire transfer Bnylon Bank Leb #55584 To account #2801-38929	9,899.00
3/20	Bank service fee	15.99

Total debits 12016.35

The credits section looks just like the debit section. Bankscan looks for certain words to know what type of transaction to look for.

Credits

Posted Date	Description	Amount
3/5	Payroll XYZ Co	1,120.14
3/6	Payspal acct895848	200.00

Bank of Whatever

Joe Target  
123 Elm Street  
San Diego, CA

This is a generic bank statement that contain many formats. Notice the statement date and a needs these in addition to the actual transac

The first section list various deposits, made check. Note that they look very similar to ch

Deposits

Date	Amount	Date	Amount	Date	Amount
3/1	12.89	3/4	100.00	3/6	1029.34
3/10	483.29	3/15	1,200.00		

Total deposits 2858.20

Usually there will be balance or summary info each section. BankScan should ignore all this separates debits and credits into two section combine both into one section, and use either denote debits/credits or have two columns, on one for credit amount.

Note below that the amount appears on the pos transaction. Also note that some transactions the actual transaction in the description tex

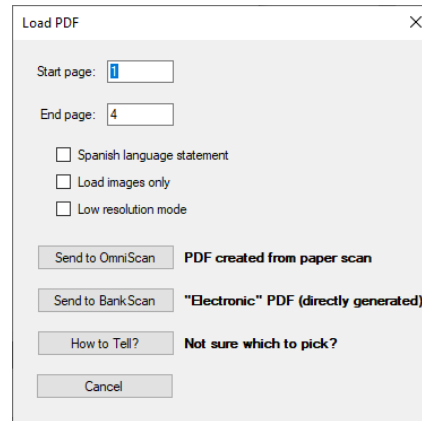
Debits

Posted Date	Description
3/2	POS at store A #56erjw

[none] [none]

# BankScan Integration

1. Select PDF in BankScan to process.
2. Choose to send to OmniScan (scanned PDF) or BankScan (extract text if electronic PDF).



Load PDF

Start page: 1

End page: 4

Spanish language statement

Load images only

Low resolution mode

Send to OmniScan PDF created from paper scan

Send to BankScan "Electronic" PDF (directly generated)

How to Tell? Not sure which to pick?

Cancel

3. Select library image for bank and format.
4. BankScan checks library for pre-defined zone, training, and enhancement templates (user can always create their own and override these.)
5. Info gets sent to OmniScan, which then loads and processes the PDF. A searchable PDF and appropriate text file is saved, ready to be loaded into BankScan.



# BankScan Integration

Files ready to be loaded into BankScan

OmniScan

File Tools Help

1 - 2 - 3 Load Files Template: BS\_BankofWhatever Save to Files

Ebay auction #1029

4/10 Wire transfer Jihad Bank #848 9,999.99

4/19 POS return store B #568949 on 4/18 200.43

4/29 Interest payment 2.32

Annual percentage .56

Total credits 11522.88

Finally the checks are enumerated. Some statements treat checks like debits and they show up in that section. Some will do both, but BankScan will ignore the redundant transactions.

Checks

Number	Date	Amount	Number	Date	Amount
1011	4/3	110.00	1012	4/5	21.49
1017	4/20	54.48	1015	4/12	129.50
			1016	4/14	1,000.00

Total checks 1807.68

At the end of many statements will be a section called "Daily Balance Summary" which can look a lot like valid transactions. If you see a lot of check-like transactions in the Skipped tab that are ignored, these are probably balance amounts.

Daily Balance Summary

Date	Amount	Date	Amount	Date	Amount
4/1	2,553.32	4/2	1,052.39	4/3	942.39
4/4	1,042.39	4/5	2,141.04	4/6	3,370.38
4/7	3,010.85	4/10	13,193.70	4/12	13,064.20
4/14	12,064.20	4/15	12,964.20	4/16	2,965.20
4/19	3,165.63	4/20	3,095.16	4/29	3,097.48

Auto Run

Processing completed, these files were created:

- C:\Examples\A\Good\Test\exampleA\_good OMNI.pdf
- C:\Examples\A\Good\Test\exampleA\_good OMNI.txt

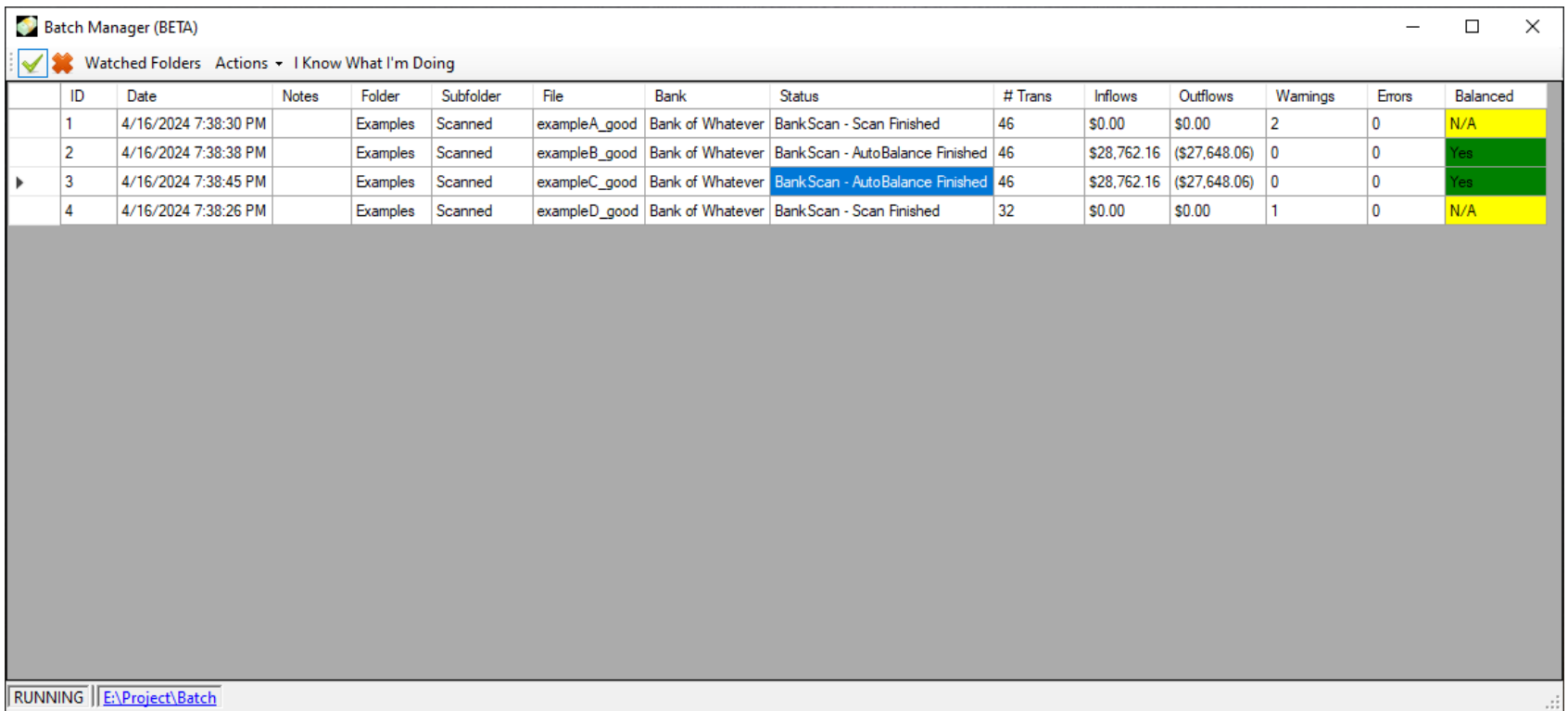
OK

[none] [none]

# BatchScan Included

Bulk processing of PDFs

Recognize Template -> Apply Zoning/Training/Enhancement -> Send to BankScan



The screenshot shows the Batch Manager (BETA) application window. The title bar reads "Batch Manager (BETA)". Below the title bar is a menu bar with "Watched Folders", "Actions", and "I Know What I'm Doing". The main area contains a table with the following columns: ID, Date, Notes, Folder, Subfolder, File, Bank, Status, # Trans, Inflows, Outflows, Warnings, Errors, and Balanced. The table contains four rows of data. Row 1: ID 1, Date 4/16/2024 7:38:30 PM, Notes, Folder Examples, Subfolder Scanned, File exampleA\_good, Bank Bank of Whatever, Status BankScan - Scan Finished, # Trans 46, Inflows \$0.00, Outflows \$0.00, Warnings 2, Errors 0, Balanced N/A. Row 2: ID 2, Date 4/16/2024 7:38:38 PM, Notes, Folder Examples, Subfolder Scanned, File exampleB\_good, Bank Bank of Whatever, Status BankScan - AutoBalance Finished, # Trans 46, Inflows \$28,762.16, Outflows (\$27,648.06), Warnings 0, Errors 0, Balanced Yes. Row 3: ID 3, Date 4/16/2024 7:38:45 PM, Notes, Folder Examples, Subfolder Scanned, File exampleC\_good, Bank Bank of Whatever, Status BankScan - AutoBalance Finished, # Trans 46, Inflows \$28,762.16, Outflows (\$27,648.06), Warnings 0, Errors 0, Balanced Yes. Row 4: ID 4, Date 4/16/2024 7:38:26 PM, Notes, Folder Examples, Subfolder Scanned, File exampleD\_good, Bank Bank of Whatever, Status BankScan - Scan Finished, # Trans 32, Inflows \$0.00, Outflows \$0.00, Warnings 1, Errors 0, Balanced N/A. The status bar at the bottom shows "RUNNING" and the path "E:\Project\Batch".

ID	Date	Notes	Folder	Subfolder	File	Bank	Status	# Trans	Inflows	Outflows	Warnings	Errors	Balanced
1	4/16/2024 7:38:30 PM		Examples	Scanned	exampleA_good	Bank of Whatever	BankScan - Scan Finished	46	\$0.00	\$0.00	2	0	N/A
2	4/16/2024 7:38:38 PM		Examples	Scanned	exampleB_good	Bank of Whatever	BankScan - AutoBalance Finished	46	\$28,762.16	(\$27,648.06)	0	0	Yes
3	4/16/2024 7:38:45 PM		Examples	Scanned	exampleC_good	Bank of Whatever	BankScan - AutoBalance Finished	46	\$28,762.16	(\$27,648.06)	0	0	Yes
4	4/16/2024 7:38:26 PM		Examples	Scanned	exampleD_good	Bank of Whatever	BankScan - Scan Finished	32	\$0.00	\$0.00	1	0	N/A

RUNNING | E:\Project\Batch

# Licensing

- Per machine
  - \$99 annually, prorated to BankScan period of performance.
  - New program versions and updates for fixes.
  - Training via Zoom/Teams/Webex
  - Support (same level of support as BankScan. All issues go through Gee Whiz Software LLC.)
- Enterprise (unlimited)
  - \$2,999 annually, same points as above.
- 30 day free trial to evaluate